



MINISTRY OF EDUCATION  
PRIMARY ENGAGEMENT PROGRAMME  
GRADE ONE WORKSHEET  
SUBJECT: LITERACY  
LESSON: 2 WEEK 8

Name: \_\_\_\_\_

**PHONICS**


**TOPIC:** Words beginning with **Qu-**

**FACT/ TIP:** Every letter makes a sound.

**PRACTICE EXAMPLE:** **qu-** followed by the vowel i says /qui/

E.g.

'qui' as in quiz



The quiz was easy.

## ON YOUR OWN

Write sentences using the picture word clues.





quick \_\_\_\_\_



quilt \_\_\_\_\_

Trace the lower and upper case letters.



## COMPREHENSION : FACTS & DETAILS

**FACT/TIP: When we read we must pay attention to all the information in the story. The information given are the details**

**Read the story and answer the questions.**

The queen is very quiet. She wants to know who baked the cake. She cuts a quarter of it. She eats it quickly. Now she is thirsty. She drinks water to quench her thirst.

### ON YOUR OWN

Can you remember the details? Circle the correct answer.

1. The queen was very
  - a. loud.
  - b. quiet.
  - c. sleepy.
  
2. What did she want to know?
  - a. What time it was
  - b. Who made the drink
  - c. Who baked the cake.
  
3. How much of the cake did she eat?
  - a. The whole cake
  - b. Half of the cake
  - c. Quarter of the cake
  
4. Why did she drink water?
  - a. She was thirsty.
  - b. She was hungry.
  - c. She was tired.